

Guided Pathways Steering Committee Meeting Data

November 9, 2020

Created by
GP Data and Tech Data Advisors Team
C. Chavez, A. Hypolite, D. Finkelstein, E. Kuo,
L. Ly, L. Triona



Introducing the Fall 2016 cohort

- What is the student educational experience at Foothill?
- How should we begin to consider their stories?

Our Approach

- Start with one cohort and track their time with us
 - Applicant/Register
 - Persistence
 - ENGL/MATH transfer-level completion in one year
 - Degree completion
- Emphasis on Fall 2016 cohort to allow time for completion

For every **10** students submitting an application for the first time in Fall 2016....



6 students enroll at Foothill in Fall 2016...

While **2** more enroll at another CA community college

Fall 2016 first time applications: 39,605 | Enroll at Foothill: 24,356 | Enroll at other CCC: 7,004

Enrollment is defined as registration in at least one credit course.

Source: CCCApply; FH IRP

For every **10** students enrolling for the first time in Fall 2016....




Let's see where their journey takes them....

For the **10** students enrolling for the first time in Fall 2016....



6 students re-enroll in Winter 2017...

For the **6** students enrolling for the first time in Fall 2016 and re-enrolling in Winter 2017...




4 students re-enroll in Spring 2017...

Enrollment is defined as registration in at least one credit course.


Source: FH IRP

For the **10** students enrolling for the first time in Fall 2016....



1 student completes transfer-level ENGL and MATH by Spring 2017...

For the **10** students enrolling for the first time in Fall 2016....



1 student completes a degree by Spring 2020.

Degree attainment among Fall 2016 cohort by Spring 2020 is 6%.

Source: FH IRP

Notes

- These slides were sent to I. Escoto to include as part of the slide deck for the Guided Pathways Steering Committee mtg on Monday, 11/9/20, @ 3:30 pm.